


# A.LEDA B-EYE

K20 | K10 | K10 CC | K10 Easy

ENGLISH



AN OSRAM BUSINESS



**B-EYE™**  
www.b-eye.it



**Steven Bewley**  
London Grammar tour

*"It's a great fixture - the rotating lens, the colors, all of it comes together to give you a vast creative toolbox to play with."*



**Peter Morse**  
Lighting Designer

*"It's the B-EYE. It's the B-est... I love it! Just saw it for the first time and it really rocks. Though I'm not a minimalist, I can go down to one LED and it would kick ass. Great light!"*



**Steve Gray**  
Lighting Designer

*"We have another new fixture from Clay Paky that has given us a whole new world of illusion to project."*



**Marck Brickman,**  
Lighting Designer

*"I'm absolutely blown away with B-EYE. It's a good one!"*



**Tim Routledge**  
Gary Barlow tour

*"They can go super tight and also nice and wide. They give me massive flexibility without ever being tacky."*



**Dave Hauss**  
Excision tour

*"They're my go-to light right now. They are an all around great fixture, and artists love them."*

# A.LEDA B-EYE



## THREE FUNCTIONS IN ONE

The A.leda B-EYE is an intelligent machine which has revolutionized LED stage lighting as we understand it. Versatility is the first feature that meets the eye: the B-EYE is a high performance LED wash light, a stunning beam light, and a spectacular visual effects projector... all in one unit.



## A WASH LIGHT WITH UNPARALLELED PERFORMANCE

A good washlight needs to be able to "wash" a surface with color at any distance by making the most of its light source. The lighting also has to be uniform. The choice of colors and shades must be large and finely adjustable. The Clay Paky A.leda B-EYE excels in all of these features, as we shall see in detail.

B-EYE is one of the brightest LED washlights with the same power rating, thanks to its special optical unit, designed and built by Clay Paky, with a truly amazing lumen/watt ratio. The optical unit consists of tailor-made lenses (and not standard lenses available on the market, like competing products), which collect all the



light produced by the LEDs and convey it all into a beam where the light of the individual electronic chips is mixed and homogenized for utmost

uniformity. An international patent is pending on this optical unit, which is the result of nearly forty years of Clay Paky experience.

## A FASCINATING MOSAIC MADE UP OF TILES OF LIGHT

Besides projecting a perfectly uniform light over the entire illuminated surface, the light is also distributed evenly on the front lens. The grid that separates the LEDs is virtually invisible and the individual light sources are no longer perceivable and distinguishable. A person facing the light sees - from every angle they look - a beautiful uniform mosaic made up of numerous tiles of light.



## TOTAL COLOR CONTROL

The B-EYE is equipped with an unparalleled electronic color control system. The device is based on RGBW LEDs which cover a wide spectrum of color frequencies. Thanks to the addition of the white chip, the saturated colors generated by the RGB chips may be attenuated. The primary colors are bright and pure, not to mention the beautiful colors obtained through mixing, such as the amber, "honey" and salmon shades. These are mellow colors, widely used in the theatre.

The B-EYE also includes a very sophisticated color balancing system: an algorithm based on a color reading system is able to calibrate each single B-EYE in order to compensate for differences between different light sources (color consistency). In this way the same color coordinates may be achieved for each RGB color combination along with maximum color rendition. This is a fully independent function inside the new B-EYE. It is particularly useful in television studios,

where there are often various lights with different color temperatures. This function allows you to adjust the color control to the color temperature set on the light. The operator only has to set a color temperature value, and the RGB combination required adjusts itself automatically to emulate operation at that color temperature (RGB auto-tuning to lamp CT emulation).

## THE B-EYE AS A WHITE LIGHT GENERATOR

The B-EYE is surprising even when used just as a white light. Its color temperature may be accurately adjusted from 8000 K to 2500 K, and its high color rendering index means the colors of objects illuminated by the B-EYE are virtually the same as they appear in natural light.

"Function" Channel	Halogen Lamp Simulation
98 - 102	2500 W
93 - 97	2000 W
88 - 92	1200 W
83 - 87	1000 W
78 - 82	750W
73 - 77	OFF (default)

In addition, a special software algorithm allows full emulation of the behaviour of five different types of tungsten lamp. This algorithm does not only affect the color temperature parameters, but also the dimming characteristics, so that the LED light works in all respects like a real halogen light.

The dimmer function is very sophisticated: extremely smooth and linear light intensity attenuation is achieved through dedicated dimmer and dimmer fine channels. In addition, four different dimmer curves may be selected as desired to fit the various different needs and brightness of the set.



## DESIGNED TO WORK AT ANY DISTANCE

As far as being able to work at any distance, no LED wash is today better than the B-EYE. The zoom in wash mode (perfectly uniform light distribution) ranges from 4° to 60°. This means that the range of use of B-EYEs goes from rooms with low-ceilings (small theatres and TV studios, for example), where wide angles are very useful, to shows in arenas or large environments, where a tight zoom is perfect. As the zoom closes, the beam remains uniform with no dark patch in the centre.

The B-EYE also includes an innovative and exclusive Beam Edge Softening function, thanks to which the edge of the wash beam may be hardened or softened linearly.

Lastly, the B-EYE has a digital beam shaper that adapts the shape of the beam and its orientation as the set requires.



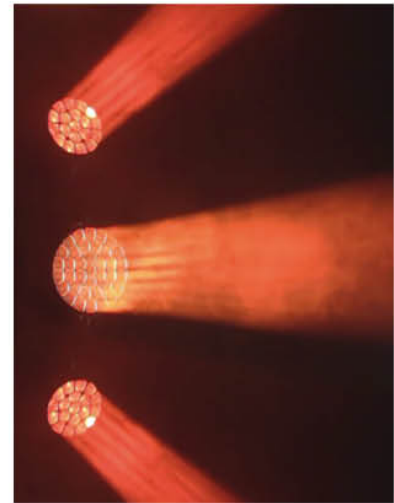
## A LED BEAM LIGHT

When the B-EYE beam angle is reduced to 4°, the wash light turns into a beam light. The B-EYE therefore becomes an amazing mid-air parallel light beam generator, able to create fascinating pulsating pencil-beams, which may be controlled individually, each with its own color and shade. ALL the parameters of EACH LED pixel may be completely controlled!

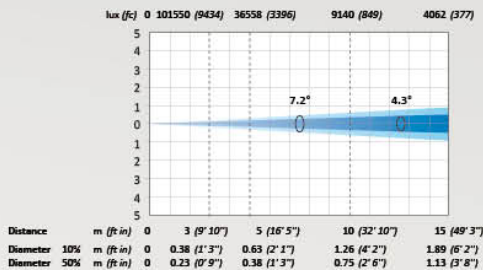
In this operating mode, the B-EYE has all the advantages of a beam light, but - in addition - its light beam consists of an array of several individually controllable pencil-beams, almost indistinguishable from each other. The B-EYE lets you control every single

LED, which turns its light beam into a set of separate pulsating pencil-beams, each with its own color and light intensity. Individual LED control means you can use these lights to create all kinds of images. In this mode, the shape of the light beam may be changed in mid-air with an attractive coordinated morphing effect.

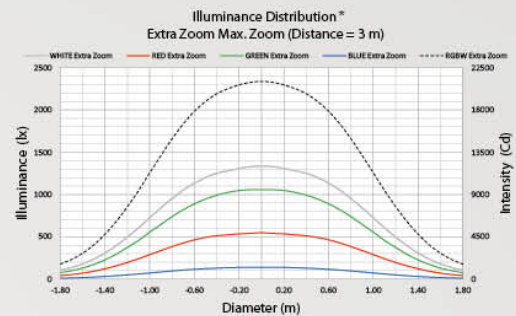
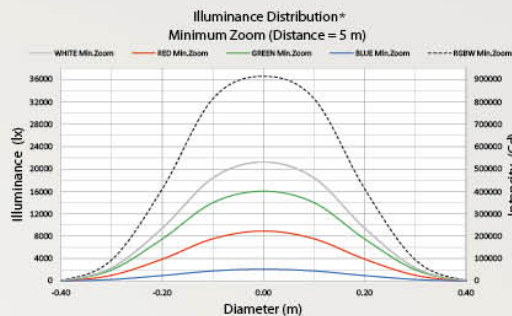
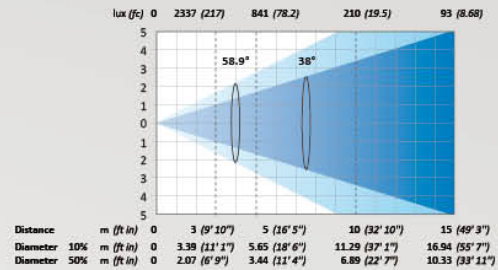
At the same time, you can create color images on the front lens, which transform the B-EYE into a fantastic scenic element. These lighting effects are very effective when they are shot with a TV camera, which makes the B-EYE a great light for use in television.



Minimum Zoom with WHITE, RED, GREEN & BLUE (7.2° 10% - 4.3° 50%)\*  
Total Output: 5200 lumens



Maximum Zoom with WHITE, RED, GREEN & BLUE (58.9° 10% - 38° 50%)\*  
Total Output: 9600 lumens



\*Data refer to A.leda B-EYE K20

## AN EXTRAORDINARY CREATIVE EFFECTS MACHINE

Lastly, the B-EYE K20 and B-EYE K10 introduce a totally innovative feature: the front lens may be rotated to create lots of light beams that open and close like flower petals.




When you add colors and you enable dynamic graphic LED configurations, you get an incredible mid-air effect, never seen before with a LED light. This is the revolutionary "vortex" effect, which fills the scene with atmosphere and gives the audience a unique feeling of being immersed in light.

This B-EYE function may also be used to project beautiful kaleidoscopic images on screens, walls and parts of the scenery. These dynamic images may be geometric or elegantly coordinated.

The vortex effect and kaleidoscopic projections can be programmed and repeated with absolute precision, since their parameters are digitally controlled. The operator is assisted in the use of these effects by a special programming function. It is not a sim-

ple macro channel, but a real effects engine, which varies each of the parameters and combines them in endless ways. This system does not limit creativity, but takes it to new heights.


The most sophisticated use of individual LED control is when you use a set of B-EYES in pixel mapping mode. There is no limit to the effects a designer's creativity can produce using the B-EYE's sophisticated electronic and mechanical devices!



### THE B-EYE "SOUL"

- 1 Thermal back protection
- 2 Interchangeable LED module plate
- 3 Rod-bar mixing system
- 4 Front lens rotation mechanism
- 5 Front lens system made of insert lenses
- 6 Front protection flange

## A HIGHLY SOPHISTICATED "EFFECTS ENGINE"



Rotating the front lens is also very useful in wash mode, because you may use it to gradually soften the edges of the light beam. You can also use it as a digital beam shaper to adapt the shape of the beam and its orientation as the set requires (example in the above picture).

The intelligent management of the pre-programmed graphic macros deserves a particular mention. It is much more sophisticated than just a set of macros, and has been achieved thanks to excellent work on the electronics by Clay Paky's R&D. In "shape" mode, the operator may set up to fourteen programming variables and use the best in dynamic visual effects, based on the experience of the most famous lighting designers. As a result, you can create almost infinite combinations of shapes, colors, speeds, intensities and transition speeds. Lastly, you can combine the foreground and background by selecting a visual effect for the former and contrasting shades for the latter.



B-EYE lenses (patent pending) are designed and manufactured exclusively by Clay Paky. For B-EYE K20, they consist of seven different polygonal lenses which "fit together" perfectly to minimize the space between one lens and another. The result is a higher-than-average light output in comparison with LED lights of the same power.



The thorough work on the light's electronics and the excellent results achieved also emerge from the industry's "litmus test": in trials carried out at some TV studios, B-Eyes were found to be flicker free on camera!

Special "rods" (optical bars with reflective internal walls) convey the light output from each LED to the lens. All light dispersion is eliminated. The light emitted is enhanced and the colors are perfectly mixed and uniform.



All B-EYES are available on request with white, chrome-plated and golden casing.



black  
(standard)



white



chrome  
(K10 only)



gold  
(K10 only)

## A.LEDA B-EYE: SHEDDING CREATIVE LIGHT ON THE PRESENT AND FUTURE OF SHOWS

In short, A.leda B-EYEs are extremely versatile LED lights that lighting designers may use in a myriad of ways, by taking advantage of their three main operating modes:

As **powerful washlights**, with beautiful colors, a zoom with an outstanding range, and a digital beam shaper.

As **beamlights**, with a light beam whose shape and color are controlled digitally.

As a **generator of mid-air visual effects** and with totally new **effect projections**.

They are true gems of mechanical and electronic engineering: lightweight, sturdy and reliable. They are assembled modularly to make routine maintenance simpler. A thousand creative effects for lighting designers. One light to move around, one light to hire. One investment that lasts.

### THE B-EYE FAMILY

Besides the two major B-EYE K20 and B-EYE K10 lights, which have all the features described up to now, the B-EYE family also includes:



A.LEDA B-EYE K10 Easy

This is a version of the B-EYE K10 without rotating front lens. It is called "Easy" since its features are "simplified". It is a well-balanced solution for all uses where special visual effects are not needed. The optical unit is identical and all the advantages of the wash and beam modes remain the same.

The "easy" version also provides individual LED control among its important features, since this is essential for fascinating mid-air effects. Versatility, light weight, small size, high brightness and an amazing performance/cost ratio make the B-EYE K10 "Easy" a very interesting alternative for lighting designers.



A.LEDA B-EYE K10 CC

There are a lot of people who wish to use the superior optical characteristics of B-EYE technology exclusively in wash light mode. For this kind of use, where mid-air and visual effects are not needed, Clay Paky has created a simpler version, called A.leda B-EYE K10 CC (Color Changer). Unlike the full version, this light does not provide control of each LED pixel and does not have a rotating front lens.

A.leda B-EYE K10 CC is therefore an extraordinarily bright LED wash, with a perfectly uniform light, a really wide zoom, and complete color and white light management. B-EYE CC lights make the utmost in modern color wash technology available during every show.



from left to right:

A.LEDA B-EYE K10 CC  
code C61418

A.LEDA B-EYE K10 Easy  
code C61415

A.LEDA B-EYE K20  
code C61420

A.LEDA B-EYE K10  
code C61419



COMPARISON TABLE A.leda B-EYE / WASH	K20					K10							K5
	B-EYE	WASH	WASH "CC" (Color Changer)	WASH "TW" (Tunable White)	WASH "W" (White)	B-EYE	B-EYE "Easy"	B-EYE "CC" (Color Changer)	WASH	WASH "CC" (Color Changer)	WASH "TW" (Tunable White)	WASH "W" (White)	WASH
Code	C61420	C61410	C61413	C61411	C61412	C61419	C61415	C61418	C61405	C61408	C61406	C61407	C61401
Source Type	RGBW	RGBW	RGBW	White 2700 and 8000 K	White 7000 K	RGBW	RGBW	RGBW	RGBW	RGBW	White 2700 and 8000 K	White 7000 K	RGBW
LED Nominal Wattage	15W	15W	15W	15W	15W	15W	15W	15W	15W	15W	15W	15W	15W
Number of LEDs	37	37	37	37	37	19	19	19	19	19	19	19	7
Enhanced Light Output	•					•	•	•					
Individual LED Control	•	•				•	•		•				•
Washlight Mode	•	•	•	•	•	•	•	•	•	•	•	•	•
Beamlight Mode	•					•	•						
Kaleido / Vortex Effect	•					•							
Zoom Range (@ 10% peak)	7°- 60°	16°- 68°	16°- 68°	16°- 68°	16°- 68°	7°- 60°	7°- 60°	7°- 60°	16°- 68°	16°- 68°	16°- 68°	16°- 68°	13° (fixed)
Zoom Range (@ 50% peak)	4°- 40°	9°- 43°	9°- 43°	9°- 43°	9°- 43°	4°- 40°	4°- 40°	4°- 40°	9°- 43°	9°- 43°	9°- 43°	9°- 43°	7° (fixed)
Unnoticeable Sources and Front Frame	•					•	•	•					
Front Lens bi-directional Rotation	•					•							
Digital Beam Shaper (in Wash Mode)	•					•							
Beam Edge Softening Control (in Wash Mode)	•					•							
Pixel Patterning Macros with Enhanced Control	•	•				•	•	•	•				•
White CT Emulation 2500 - 8000 K	•	•	•			•	•	•		•			•
White CT Emulation 2900 - 7500 K				•							•		
RGB auto-tuning to Lamp CT Emulation	•	•	•			•	•	•	•	•	•	•	•
Tungsten Lamp Emulation	•	•	•	•		•	•	•	•	•	•	•	•
High CRI (>94)				•							•		

## ACCESSORIES

OMEGA for fixing clamps (standard)	code 183102/805
CLAMPS - 48-51mm, max 300 Kg (optional)	code C21070
FOAM SHELL for A.leda B-EYE K20 (optional)	code F21257
FOAM SHELL for A.leda B-EYE K10 (optional)	code F21260
FOAM SHELL for A.leda B-EYE K10 Easy / CC (optional)	code F21256



## ROXTER CASE

Roxter-case (+2 foam shells) for 2 A.leda B-EYE K20	code F21259
Roxter-case (+4 foam shells) for 4 A.leda B-EYE K10	code F21261
Roxter-case (+4 foam shells) for 4 A.leda B-EYE K10 Easy / CC	code F21258



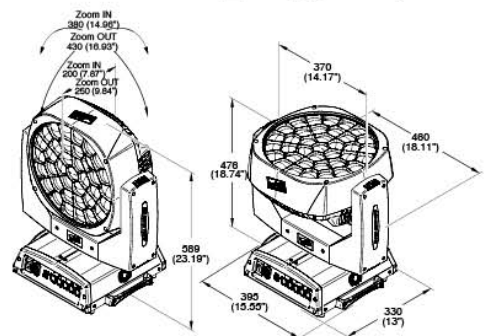
## IGLOO

Outdoor cover (optional) with Wireless DMX receiver/transmitter	code C61195
Outdoor cover (optional) Easy version with no W-DMX	code C61198

## WEIGHT AND DIMENSIONS (mm/inches)

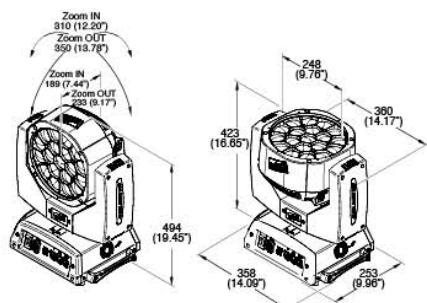
### B-EYE K20



21 kg (46.3 lbs)





### B-EYE K10

15 kg (33.1 lbs)









**B•EYE™**

[www.b-eye.it](http://www.b-eye.it)

A.LEDA B-EYE ON



CLAY PAKY S.p.A. - I - 24068 Seriate (BG) - Via Pastrengo, 3/b  
Phone +39 035 654311 - Fax +39 035 301876 - [www.claypaky.it](http://www.claypaky.it) - [info@claypaky.it](mailto:info@claypaky.it)



UNI EN ISO 9001